

大分県訪日教育旅行ススメ



Recommendations for Oita Prefecture Educational Visit



おんせん県おおいた

<http://en.visit-oita.jp/>

Welcome to Oita

Oita Prefecture has everything needed to support a student's learning and growth. Come to Oita for your next field trip to Japan.



# Where is “Oita Prefecture”?

Oita prefecture is located in the north east of “Kyushu”, the westernmost island of the Japanese archipelago. The total area of the prefecture is 6,340km<sup>2</sup> and it has a population of 1,166,338. It is a region with a rich natural environment, surrounded by long coastlines and mountains. Oita prefecture has a warm climate and four distinct seasons. Summers are hot and winters are cold. Although located in the south of Japan, the mountainous areas see snow in the winter months. Oita prefecture is easily accessible from major cities in Japan by the likes of plane, train and ferry.



## Access

It takes approximately 1 hour 30 minutes from Tokyo (Haneda Airport) and approximately 1 hour from Osaka (Itami Airport) by plane.  
It takes approximately 2 hours from neighboring Fukuoka prefecture (Hakata station) by train or bus.  
It takes approximately 3 hours from the Shikoku region by ferry.  
With highway and railway services in place, travelling within Oita prefecture is smooth.

Oita prefecture is surrounded by the sea and many mountains, located just east of Mount Kuju and north of Mount Sobo to name a few. The surrounding sea also joins the Bungo Waterway, which connects to the Shikoku region, as well as the Nippo coast, part of a larger ria coast that spreads across to Miyazaki prefecture. Home to the most hot spring sources and highest yield of hot spring water in Japan, Oita prefecture not only offers the spring water for bathing in, but also other for uses, such as geothermal power generation, agriculture, fishery and food culture. Trekking and nature walks can be enjoyed in all parts of Oita prefecture, as it is home to many natural scenic spots, such as “Yabakei”, “Aso Kuju National Park” and the “Kunisaki Peninsula Mine Road Long Trail”. There are also many historic sites, such as castle towns from the Edo period and various shrines and temples. Oita is also popular for its healthy local cuisine that uses its famous spring water and seasonal ingredients.

# Let’s learn and experience things together, and deepen mutual understanding and friendships!

Going through hands-on experiences on educational trips brings a sense of excitement and discoveries that cannot be otherwise achieved through the Internet. There is no doubt that the time spent together by everybody in Oita’s beautiful nature will remain memorable forever.

## Oita prefecture prides itself in the following three things:

Oita Prefecture, also known as the “hometown of the heart of Japanese people,” is a place where good old-fashioned Japanese landscapes and daily life remain vibrant. In addition to being the Hot Springs Capital of Japan, Oita is complete with everything from its natural environment, historical and traditional culture, industries, and rural life as well as a rich variety of exchanges and hands-on experience programs.

Attraction #1

### School Exchange



Oita prefecture actively participates in school exchanges and accepts educational visits for “building international human resources”. It is a valuable opportunity for children and students to interact with foreigners directly and to strengthen interests in foreign languages and different cultures.

Attraction #2

### Overnight Farm Experiences



These overnight visits to farm villages give people an insight into rural life on a Japanese farm. By spending time with people who truly treat the students as if they were their own children, great connections are formed with between the students and host families.

Attraction #3

### Hands-on Learning



From visits to the largest geothermal power station in Japan to cooking your own meals in the steam of the renowned Oita hot springs and more. These popular programs provide enjoyable hands-on learning experiences.



## School Exchange (Example)

# 01

## In the case of Oita Prefectural Yufu High School



**“Jump out! To the world!”**  
**The Shonai Kagura spirit that lives in us all. Exchange from the welcome ceremony local performing arts club.**

22 students and 3 teachers from Kaohsiung Municipal Siaogang High School in Taiwan were invited to the exchange. The school exchange commences with the loud echo of the local performing arts club kagura drum from the gym! The Taiwanese students were shocked by the enthusiastic Shonai Kagura performance “Kikenjo”. In the calligraphy workshop, students took part in a challenge in which they wrote out their favorite Japanese characters on fans. It was some students’ first time even holding a calligraphy brush, but they all managed to complete their fans with the help of the calligraphy staff. During lunch hour, the students enjoyed some of Oita prefecture’s local cuisine, including “Dango soup” and “Ishigaki mochi”. As they gathered around the table to eat, even students who lack confidence in speaking English gave it their all to communicate. Yufu High School is the only high school in the prefecture to offer a tourism course. In the tourism classes, students interact in English using the internet and self-introduction cards. Through exchange with overseas students, who they do not ordinarily have the chance to meet, their confidence has no doubt increased. The final part of the



### School Exchange Schedule (Example)

Time required: 6 hours

#### Arrive at school

Reception from all event staff

#### Welcoming Ceremony

Greeting from representatives

Greeting from visitors

Explanation of school outline/schedule

Present Exchange

Kagura performance by the local performing arts club

#### Calligraphy Workshop

#### Japanese Cooking Workshop

#### Japanese Food Experience (Lunch Time)

#### English Workshop

#### Japanese Tea Ceremony Workshop (Japanese Cultural Experience)

#### Interact with Homestay Teachers

#### Meet Host Families

exchange was a Japanese tea ceremony. The tea ceremony club had prepared Matcha in the tea room. To Taiwanese students, who are accustomed to sitting on chairs, sitting on a tatami floor was rather painful. Some students suffered from numb legs, which were relieved by stretching them out. Despite this, it seems that they very much enjoyed the flavors of the Japanese sweets and Matcha.



**I want to spend more time with everyone ♪**

Students will move to overnight farm visits and homestays after the school exchange. Through events like going shopping and visiting nearby hot springs together, the homestay experiences will bring the children closer in no time.

### The local performing arts club “From Kagura to KAGURA” explodes! Taiwan Performance.

International exchange through local performing arts.

We put on performances of Shonai Kagura “Daijataiji” and “Kamiyarai” in Taiwan’s Taichung City and Kaohsiung City.

The Yufu Shonai Kagura is a traditional performing art which dates back around 150 years. The students were brought up listening to Kagura drums, so the soul of Kagura lives in them.





## School Exchange (Example)

# 02

**In the case of  
Oita Prefectural  
Oita Hofu  
High School**



### Let's make friend with people around the world!

Using the internet, an exchange was established between Oita Hofu High School and a school from across the ocean through online English lessons. At the ceremony, the schools exchanged each other's school pennants. A welcoming ceremony from the brass band took place in the music room. Taking place in December, it started with a Christmas medley, followed by a brass band dance performance, where the excitement was at its peak! For lunch, an Oita Hofu High School school lunch of chicken nanban and udon was served, and the students were able to experience a typical Oita high school lunch break. After the break was a joint English lesson. The Taiwanese students have great English pronunciation, as do the hardworking Oita Hofu High School students. In the afternoon, the students engaged in an exchange with the theater club, and took part in calligraphy and art classes together. The theater club at Oita Hofu High School has a reputation of being the top in Japan. The Taiwanese students were able to partake in theater practice with these students. They also watched a performance put on by the theater club, in which one of the Taiwanese students was even moved to tears at one point. In the calligraphy workshop, students wrote out characters from the National Palace Museum in Taiwan. In the art classes, students learned about ancient Japanese kimonos and produced them out of origami. Following the Oita Hofu High School slogan, "Whatever this day will bring, let's make sure to have a wonderful day!" it was a wonderful day.



### School Exchange Schedule (Example)

Time required: 6 hours

#### Arrive at school

Reception from all event staff



#### Welcoming Ceremony

Principal's greeting

Greeting from visitors

Greeting from representatives

Present exchange



#### Activity Introduction (Brass Band)



#### Lunch Break (Lunch and Socializing)



#### Joint Class (English)



#### Activity Introduction (Theater)



#### Activity Introduction (Calligraphy)



#### Workshop (Art)



#### Closing Ceremony

## School Exchange (Example)

# 03

**In the case of  
Oita Prefectural  
Ajimu  
High School**



### A friendly community-wide exchange

During the ceremony, a 13 year old girl from the visiting Chinese school made a long speech in Japanese, which took everybody by surprise. Local elementary school students had also been invited to the Japanese drum performance during the welcome program, making it a community-wide exchange. The Ajimu High School Japanese drumming club is made up of only a few students. Even with such a small number, the echoing sound of the drum was powerful enough to reach peoples' cores. After their final performance, the visiting students also experienced playing the flutes and hitting the drums. Although reluctant at first, the local elementary school students also joined in, creating a friendly exchange between the students. An external teacher was invited to properly demonstrate Japanese hospitality through a Japanese tea ceremony. Here, under a large Japanese umbrella in a conference room, students enjoyed Japanese hospitality demonstrated through Matcha tea and Japanese sweets. The history behind tea first started and was developed in China. Many detailed questions, from the cultivation methods to the different types of tea leaves were asked. It was a special scene watching the Chinese students stand and bow to the students of the tea ceremony club, as they handed out cups of Matcha tea. It was a wonderful school exchange. As it was a very hot day, the students asked for multiple refills of Matcha tea, to which the tea ceremony club was delighted.

### School Exchange Schedule (Example)

Time required: 3 hours

#### Arrive at school

Reception from all event staff



#### Welcoming Ceremony

Principal's greeting

Greeting from visitors

Explanation of school outline/schedule

Present Exchange



#### Welcome program

Japanese Drumming Club Performance

Japanese Drum and Flute Workshop



#### Student Exchange Program

"Japanese hospitality" from the Japanese tea ceremony club



#### Farewell Ceremony

Students' greeting (Student Council President)

Visiting students' greeting

Commemorative Photograph

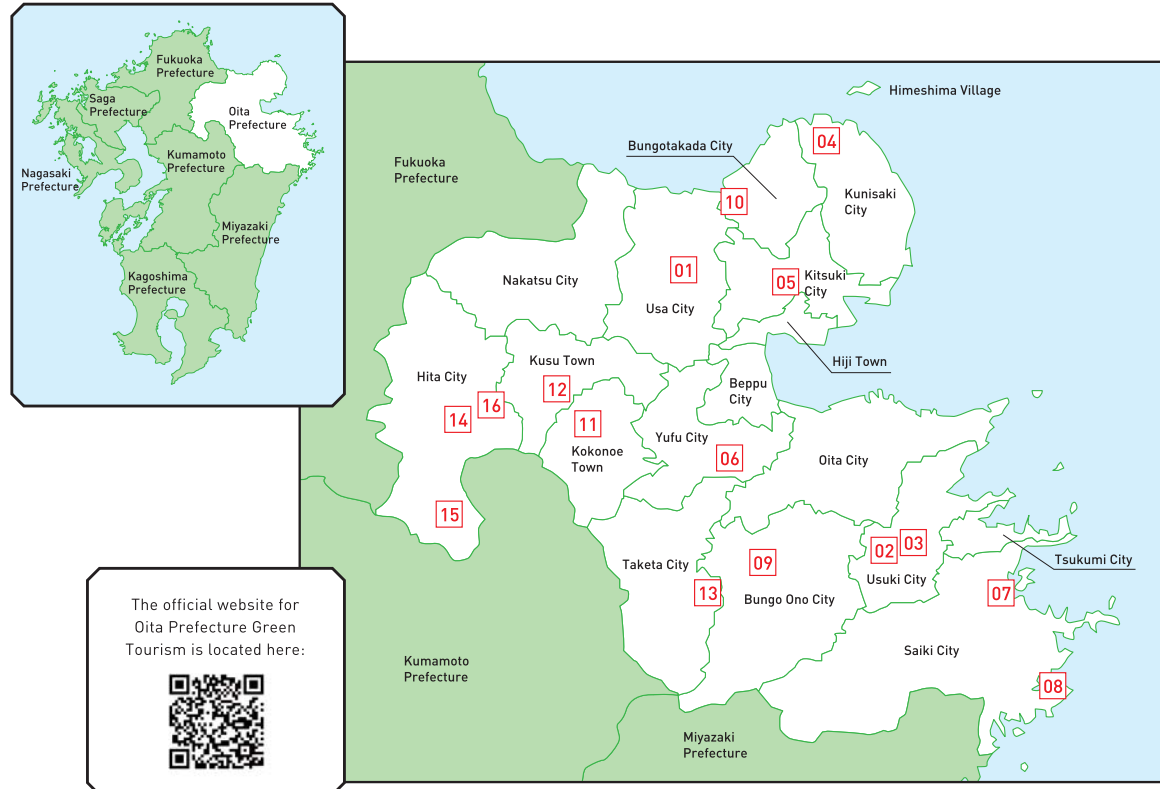




# Farm Stay

In the agricultural, forestry, and fishery villages of Oita Prefecture, you can experience farming, fishing, and the countryside lifestyle through "Green Tourism." Heartwarming exchanges between host families from different villages have gathered popularity amongst both domestic and foreign tourists.

Including "Ajimu," which is known as the birthplace of Japanese Green Tourism, Green Tourism is flourishing all throughout Oita Prefecture. You can experience a homestay with a family from an agricultural, forestry, or fishery village and enjoy nature, the culture of everyday life, and communicating with the various people of the village. There are 16 areas in Oita Prefecture with Green Tourism societies, so you can experience working in fields, making local cuisine, creating traditional crafts, manufacturing, and more in hands-on experiences that make use of each area's unique characteristics. The hospitality of a cozy stay in an agricultural community (Farm Stay) is also popular and is known for its high number of repeat tourists from both within Japan and abroad.



<p>01 Incorporated NPO Ajimumachi Green Tourism Society 安心院町</p>	<p>02 Kitchom san Village Green Tourism Association Office 吉四六さん村</p>	<p>03 Usuki Green Tourism Society 臼杵市</p>	<p>04 Kunisaki Tourism Association Green Tourism Division 国東市</p>
<p>05 Yamaga Green Tourism Society 山鹿</p>	<p>06 Yufu Green Tourism Society 由布市</p>	<p>07 Saiki Green Tourism Society さいき</p>	<p>08 Incorporated NPO Kamae Blue Tourism Society かまえ</p>
<p>09 Green Tourism Bungo Ono Farming Family Lodging Society 豊後大野市</p>	<p>10 Bungotakada Green Tourism Promotion Association 豊後高田市</p>	<p>11 Kokonoe "Green Tourism" Society 九重</p>	<p>12 Kusu Green Tourism Society 玖珠町</p>
<p>13 Kichokure Taketa Society 竹田</p>	<p>14 Kogiri Hata Green Tourism Society 小切畑</p>	<p>15 Tsuenosato Heart Tourism Society 津江の郷</p>	<p>16 Amagase Green Tourism Society 天瀬</p>

## Farm Stay Experience

Welcome to Your Second Home

Stay with a family from an agricultural, forestry, or fisheries village, make contact with the local people, and experience their everyday lives. Host families comprised of either a married couple or a family are plentiful, and they will welcome you into their home like you're a member of the family. The vegetables you'll harvest together, the miso and pickled vegetables your host mother makes, the seafood the locals fish, and the home cooked meals that change with the seasons are all popular.



Lodging: You will be split in groups and stay with the family who will be taking you in.

## Oita Prefecture, where nature and people can both smile and more.

A fun hands-on program where you can fully experience the blessings of nature in Oita has been fully prepared.



Harvesting Experience



Bamboo Craft Making Experience



Local Cuisine Cooking Experience



Water Drawing Experience



Rice Harvesting Experience



Fishing Village Experience



Walks Through Nature



Walks Through Town



Irori Hearth Experience



# Hands-On Learning

Oita Prefecture is filled with "Hands-On Learning Activities" that enable you to use all of the five senses and learn while having fun. Try experiencing the natural environment, lively townscapes, traditional culture, and other charms of Japan.

Oita Prefecture is the hot spring capital of Japan, and there are various initiatives here that make use of hot springs. Examples include the local cuisine known as "Jigoku Mushi" Hell Steaming, which uses the steam from hot springs, and "Geothermal Energy," which uses enormous amounts of energy. Moreover, you can enjoy a stroll in a castle town from the Edo Period (1603 – 1868) while wearing a kimono and meet the local people. There are many facilities where you can enjoy hands-on experiences with art or culture, such as the "Oita Fragrance Museum," a perfume themed museum that's rare even by Japanese standards.



"Jigoku Mushi," which uses the steam from hot springs, has been cooked continuously at Kannawa Hot Springs since the Edo Period.



The scalding 98°C steam is very powerful. Steam rises all throughout the day.



Oita Prefecture, home to many ria coasts, also has hands-on seine fishing experiences!



Ski at "Kuju Skiing Ground," the largest in Kyushu. There are skip slopes for beginners, too.



Practice seated zen meditation for a little while in the main hall of Fukiji Temple, Kyushu's oldest wooden building and a designated National Treasure.



"Hachobaru Power Plant" uses steam from underground bedrocks and has garnered attention as the future of energy.



The gallery of the "Oita Fragrance Museum" displays a staggeringly large collection of perfume and perfume bottles.



Cook "Mikasano," the traditional Japanese confectionery of Taketa City, and enjoy it with green tea.



Elegant kimono rental is also popular. Choose your favorite from the many available patterns.



Take a stroll around Kitsuki's beautiful castle town. A great memory that will make for great photos.



## Hands-On Experience Tour Example #1 Traveling Oita, the Onsen Capital of Japan: Full of Flavors

### Day 1 Visiting a Thousand Year History and Romance



Oita Prefectural Museum of History



Usa Jingu Shrine



Monjusenji Temple (Experience Buddhist Goma Burning)



Koikana Road

Stay overnight in an agricultural community

### Day 2 Eat and Travel the Hot Springs



School exchange (Half Day)



Jigoku Mushi "Hell Steaming" Experience at Kannawa



Beppu "Jigoku Meguri" "Hell Tour" (Umi-Jigoku Sea Hell and Chinoike-Jigoku Blood Pond Hell)



Stroll around the steams of Kannawa Hot Springs (Free Time)

Stay overnight in Oita

### Day 3 Go to Osaka By Ferry



Ajimu African Safari



Tour the crater of Kakou no Izumi at Tsukuhara Hot Springs



Mt. Tsurumi Cable Car



Ferry

Stay overnight aboard the ship

### Day 4 A Glimpse of the Hollywood Feeling



Tour Universal Studios Japan (All Day)



Stay overnight in Osaka

### Day 5 Sightseeing in Osaka



School Exchange (Half Day)



Sightseeing in the city of Osaka

Stay overnight in Osaka

### Day 6 Return Home



Osaka → Home

## Hands-On Experience Tour Example #2 A Trip That Mixes Local and Global

### Day 1 A Trip That Begins with Hakata's Guardian Angels and Kushida Shrine



Hakata Furusatokan Museum



Kushida Shrine



Fukuoka City Disaster Prevention Center



Fukuoka Open Top Bus (Seaside Highway Route)

Stay overnight in Fukuoka

### Day 2 Fully Enjoy All of Hita



Ontayaki Pottery Village



Kuncho Brewery and Distillery Tour



Stroll around Hita Mamedamachi



Hita Gion Yamaboko Hall

Stay overnight at a hotel

### Day 3 Multicultural Communication Through a School Exchange



School Exchange (All Day)

Stay overnight in an agricultural community

### Day 4 Experiencing Oita's Nature



Kokonoe "Yume" Otsurihashi



Komatsu Jigoku "Hell"



Hachobaru Power Plant (Learn about Geothermal Energy)



Yunotsubo Kaido Street in Yufuin (Free Time)

Stay overnight at a hotel

### Day 5 Pay Homage to the Gods of Scholarship



Dazaifuku Tenmangu Shrine



Kyushu National Museum

Stay overnight in Fukuoka



















### Day 6 Return Home



Fukuoka → Home



## Hands-On Experience Tour Example #3 A Trip That Touches Japan's Native Culture

<p><b>Day 1</b> Thinking About Restoration in Kumamoto</p> <div style="display: flex; justify-content: space-around;"> <div style="text-align: center;">  <p>Kumamoto Castle</p> </div> <div style="text-align: center;">  <p>Kamitori Shimotori (Group Activities)</p> </div> </div> <div style="display: flex; justify-content: space-around; margin-top: 10px;"> <div style="text-align: center;">  <p>Yamaga Yachiyozza Theater</p> </div> <div style="text-align: center;">  <p>Yamaga Lanterns Folk Craft Museum</p> </div> </div> <p style="text-align: center; border: 1px solid black; padding: 5px;">Stay overnight in Kumamoto</p>	<p><b>Day 2</b> Water and Greenery, Suigo River Rafting and Sanren Suisha Water Wheels</p> <div style="display: flex; justify-content: space-around;"> <div style="text-align: center;">  <p>Asakura Sanren Suisha Water Wheels</p> </div> <div style="text-align: center;">  <p>Rafting on the Yanagawa River</p> </div> </div> <div style="display: flex; justify-content: space-around; margin-top: 10px;"> <div style="text-align: center;">  <p>Yanagawa Castle Ruins Tachibashi Teien Garden</p> </div> <div style="text-align: center;">  <p>School Exchange (Half Day)</p> </div> </div> <p style="text-align: center; border: 1px solid black; padding: 5px;">Stay overnight in an agricultural community</p>
<p><b>Day 3</b> The Land of a 9,000 Year Old Eruption</p> <div style="display: flex; justify-content: space-around;"> <div style="text-align: center;">  <p>Oita Prefecture Art Museum (Workshop)</p> </div> <div style="text-align: center;">  <p>Harajiri Falls</p> </div> </div> <div style="display: flex; justify-content: space-around; margin-top: 10px;"> <div style="text-align: center;">  <p>Oka Castle Ruins</p> </div> <div style="text-align: center;">  <p>Mikasano (the Traditional Japanese confectionery of Taketa City) Making Experience</p> </div> </div> <p style="text-align: center; border: 1px solid black; padding: 5px;">Overnight camping experience</p>	<p><b>Day 4</b> National Treasures and Walking Around a Soy Sauce Town</p> <div style="display: flex; justify-content: space-around;"> <div style="text-align: center;">  <p>School Exchange (Half Day)</p> </div> <div style="text-align: center;">  <p>Usuki Stone Buddhas</p> </div> </div> <div style="display: flex; justify-content: space-around; margin-top: 10px;"> <div style="text-align: center;">  <p>Walking around Usuki</p> </div> <div style="text-align: center;">  <p>Fujijin Factory Tour (Dressings, Soy Sauce, Miso)</p> </div> </div> <p style="text-align: center; border: 1px solid black; padding: 5px;">Stay overnight in an agricultural community</p>
<p><b>Day 5</b> Campus and School Cafeteria Experience</p> <div style="display: flex; justify-content: space-around;"> <div style="text-align: center;">  <p>Myouban Yunosato</p> </div> <div style="text-align: center;">  <p>APU Asia Pacific University (Campus and School Cafeteria Experience)</p> </div> <div style="text-align: center;">  <p>TOTO Museum</p> </div> <div style="text-align: center;">  <p>Kokura Castle (Stay overnight in Kitakyushu)</p> </div> </div> <p style="text-align: center; border: 1px solid black; padding: 5px;">Stay overnight in Osaka</p>	<p><b>Day 6</b> Return Home</p> <div style="text-align: center; margin-top: 20px;">  <p>Fukuoka → Home</p> </div>

## Inquiries

### How to Apply for a School Exchange

If you would like to participate in a school exchange (including faculty observation) during your field trip to Japan, please download the "School Exchange Application" from the following link at least two months prior to the date you would like to participate in a school exchange. After filling in the required information in Japanese, please e-mail the completed form to the point-of-contact.

<http://www.pref.oita.jp/soshiki/10820/hounitikyouikuryokou.html>

Application Destination : Tourism Oita

E-Mail : [tourism@we-love-oita.or.jp](mailto:tourism@we-love-oita.or.jp)

Phone : 097-536-6250, Fax : 097-536-6251

Address : OASIS-hiroba21 3F, 2-50 Takasago-town, Oita-city, Oita-pref. 870-0029, Japan

#### Timeline Between Your Application and the Date of the School Visit

- After filling in the required information in Japanese, please e-mail the completed form two months prior to the date you would like to participate in a school exchange.
- The coordinator will review the data in your application and match you with a school based on your reason for visiting, your schedule, the location of your lodging accommodations, and the number of people visiting.
- Once a host school has been decided, the applicant will be notified via e-mail. Furthermore, in order to accommodate requests from both schools, the coordinator will communicate any other details to the applicant whenever necessary.
- The coordinator will also be present the day of the school exchange, so you can visit the school without any worries.

#### [Points to Note]

- In order to smoothly match you with a school, please complete the "School Exchange Application" in Japanese. The "School Exchange Application" is treated as a formal application.
- Japanese schools create their annual schedule at the beginning of the fiscal year. If you submit an application for a school exchange directly before the date of the exchange, there will be many schools who will have no choice but to decline your application. Please do your best to submit your application early.
- If there are more than 100 participants in your field trip to Japan, the conditions of the facilities at the schools may make it difficult for a school to accept your application. Please contact us as early as possible.
- In order to smoothly match you with a school, please consider reserving lodging or going sightseeing in the area in which the school is located.
- If you should cancel after being accepted by a school, it could be difficult to create smooth matches between schools and applicants in the future. If you should have to cancel due to personal circumstances of the visiting school or the travel company, or if you should cancel less than one month in advance, please let us know in advance as there are sometimes fixed periods when applications cannot be accepted.
- Please contact schools directly for exchanges between sister schools.

#### Request Regarding the Acceptance Period for School Exchanges

During long school vacations, periods when there are many school functions, or otherwise during entrance examination season, it is difficult for schools to accept school exchanges. If you would like to have a school exchange during these periods, please make sure to contact us at least two months in advance.

#### Long school vacations (dates may change depending on the fiscal year)

- Summer vacation: July 20th – August 31st
- Winter vacation: December 25th – January 7th
- Spring vacation: March 25th – April 7th

#### Other periods when school exchanges may be difficult to accept

Scheduled examinations: May, July, October, December (up to one week during these months)  
 High school examinations and graduation: February – March

\*Additionally, the start of the school term, sports festivals, culture festivals, and other school events may be difficult times for school exchanges to be accepted.